



భారతీయ సాంకేతిక విజ్ఞాన సంస్థ హైదరాబాద్
भारतीय प्रौद्योगिकी संस्थान हैदराबाद
Indian Institute of Technology Hyderabad

INTERNATIONAL STUDENTS HANDBOOK



WELCOME NOTE



A warm welcome to the international community at the Indian Institute of Technology Hyderabad (IITH). By choosing IITH you are joining a truly international community with a strong passion for technology and research.

IITH is committed to supporting your success and realizing your ambitions. I am confident that your stay at the IITH will be academically rewarding, in addition, your social life will be enriched by the opportunities to make friends from diverse cultural backgrounds. I am sure you will be pleased to call the IITH 'home' during your stay with us.

A good starting point for you at IITH is the Office of International Relations (OIR). OIR can assist you with settling in and navigating student life, and support your academic and social life on campus and within the campus community. They also provide information on visa issues, and advice on Institute procedures and can provide you with support on general issues.

Since your exchange program and your academic life is very different culturally from what you are used to in your home country and University, you may face difficulties in acclimatizing, and settling into a new environment.

We have prepared this handbook to provide useful and factual information on the many facets of your study adventure at IITH. I wish you a very successful and enjoyable time here at IIT Hyderabad, a time to be cherished forever.

Director
IITH

CONTENTS

1. Hyderabad

- 1.1 IIT Hyderabad at present
- 1.2 About Hyderabad
- 1.3 How to reach Hyderabad
- 1.4 How to reach IIT Hyderabad
- 1.5 After reaching IIT Hyderabad
- 1.6 Orientation and registration

2. Academic life at IIT Hyderabad

- 2.1 Academic Calendar
- 2.2 Library
- 2.3 Computer Center
- 2.4 Buddy Program
- 2.5 Meet and greet
- 2.6 Clubs

3. Life on Campus and Hyderabad

- 3.1 IITH Campus Map and Hyderabad City Map
- 3.2 Accommodation & Living Cost
- 3.3 Campus Transport facilities
- 3.4 Host Family
- 3.5 Festivals/Events at IIT Hyderabad
- 3.6 Sports and recreation
- 3.7 Medical facility
- 3.8 Bank on campus
- 3.9 Postal/ Courier services
- 3.10 Daily needs and shopping in IIT Hyderabad

4. India and its Culture

- 4.1 Introduction to India
- 4.2 Culture and living in India
- 4.3 Hyderabad and Telangana
- 4.4 Words of common use in Telugu

5. General Information

- 5.1 Visa Types/Immigration (FRRO)
- 5.2 Embassy and Consulates
- 5.3 Some Usual Queries---and Answers
- 5.4 Important Websites

HYDERABAD

IIT Hyderabad at present

The Indian Institute of Technology, Hyderabad (also known as IITH or IIT Hyderabad) is situated in the Sangareddy district of India's Telangana state. IITH is the second generation IIT that started in 2008.

The campus of the IITH is situated on 576 acres of land (234 hectares). Both the academic buildings and hostels were developed by renowned American architects, Prof. Christopher Charles Benninger of Pune and ARCOP of New Delhi. This organic campus is organized into groups of buildings that began construction in 2011 and are being finished in stages. The graduate and post-graduate programmes are divided for a pluralistic environment, along with the student, staff and faculty housings.



About Hyderabad

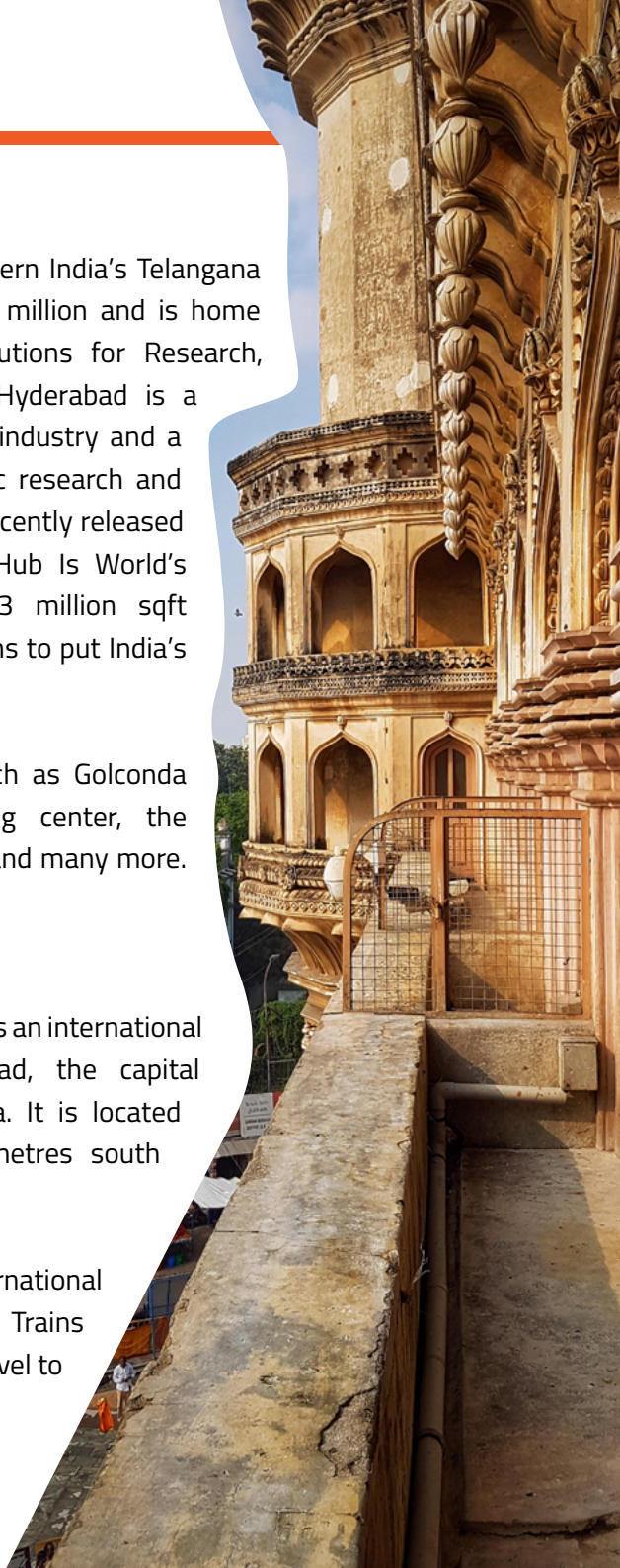
Hyderabad is the capital of southern India's Telangana state, with a population of 12.2 million and is home to 50+ national research institutions for Research, Manufacturing and Innovation. Hyderabad is a major centre for the technology industry and a well-known hot spot of scientific research and innovation, a fact reaffirmed by recently released global rankings. Hyderabad's T-Hub Is World's Largest Innovation Campus (2.3 million sqft built-up space) for Startups, it aims to put India's innovation ecosystem worldwide.

Hyderabad has historic sites such as Golconda Fort, a former diamond-trading center, the Charminar, an old city landmark, and many more. It is also known as city of pearls.

How to reach Hyderabad

Rajiv Gandhi International Airport is an international airport that connects Hyderabad, the capital of the Indian state of Telangana. It is located in Shamshabad, about 24 kilometres south of Hyderabad.

There are flights from all International ports and all major cities in India. Trains and Buses are other options to travel to Hyderabad within India.



How to reach IIT Hyderabad campus

From Airport to IITH Campus, Kandi:

IITH can be reached by any authorized Taxi (1 hour). The best option to get a cab is downloading a cab booking app. The best apps are: Uber, Ola Cabs, Meru Cabs.

Meru Cabs – 89704 89704

Yellow cabs – 040 4646 4646



By City Bus

From secunderabad

- Take the city bus to Patancheru (No. 219 or 226). The journey takes about 1.5 hours
- Patancheru is about 18 km from IIT Hyderabad
- At Patancheru bus stop, catch the sangareddy bus and ask for the ticket for IITH. (Route: Patancheru – Isnapur – Rudraram – Kowlampet – IITH Bus stop – Kandi – Sangareddy)
- IITH Bus stop will come before the Kandi village bus stop.

From Koti, Hyderabad

- Take the city bus from Koti to Patancheru (No. 218 or 225). The journey takes about 1.5 hours
- Patancheru is about 18 km from IIT Hyderabad
- At Patancheru bus stop, catch the sangareddy bus and ask for the ticket for IITH. (Route: Patancheru – Isnapur – Rudraram –Kowlampet – IITH Bus stop – Kandi – Sangareddy)
- IITH Bus stop will come before the Kandi village bus stop.

Bus Numbers:

Secunderabad to Patancheru 219-226; Koti to Patancheru 218, 222, 217; Jubilee Bus stop to Patancheru 226; Chandanagar to Patancheru 219, 218, 222

By Train

- Take MMTS local train from Secunderabad to Lingampalli station. Lingampalli is about 25 km from IIT Hyderabad.
- Take the city bus from Lingampally station (Platform No.6 side) to Patancheru (Bus Number 218C).
- At Patancheru bus stop, catch the sangareddy bus and ask for the ticket for IITH. (Patancheru – Isnapur – Rudraram –Kowlampet – IITH Bus stop – Kandi – Sangareddy)
- IITH Bus stop will come before the Kandi village bus stop.

Note: Auto Rickshaws are also available from Patancheru to IITH Campus.

Metro Route

- Reach the Secunderabad-East Metro station which is about 600 mtrs from the Secunderabad Railway station.
- Take a ticket to Miyapur Station. You need to change the metros to reach Miyapur Station.
- Board a metro and get down at Ameerpet Station.
- Board a metro towards Miyapur Station.
- Take a bus from Miyapur Bus stop to Patancheru Bus stop.
- Take a bus to Sangareddy Town and you will find the Entry Gate/signboard of IITH on Right side.



After Reaching IIT Hyderabad

Whom to contact on arrival?


On arrival at IIT Hyderabad, you will be provided accommodation in any one of the hostels on a payment basis. You will be assigned a buddy as soon as your admission at IIT Hyderabad is approved. You can contact the Hostel Office staff or your buddy or staff Office of international relations.

Orientation and Registration

Your first step towards studying at IIT Hyderabad is immigration registration. You are required to check-in at the hostel, prebooked by the Office of International Relations, and submit the C-form at the Hostel Office within 24 hours of your arrival in India. If you are travelling within India before arriving at the IITH campus, C-form registration will be done at the hostel allotted to you during your trip. IITH Hostel will handle the C-form registration in the hostel as you check in, within 24 hours of your arrival on campus.

Office of International Relations

The second step is to visit the Office of International relations for, the submission of documents, orientation, and registration in the database. Please collect all the forms required for registration.

A photograph showing three students in a classroom or office setting. A young woman with blonde hair, wearing a light blue sweater, is smiling and looking at a document she is holding. A young man with dark curly hair and glasses, wearing a blue and white checkered shirt, is pointing at the document. Another student is partially visible behind them. The background is slightly blurred, showing what appears to be a modern building interior.

IIT Hyderabad has established the Office of International Relations to accelerate its efforts in the area of international outreach. The office is located at Academic Block A 411. OIR will serve as your point of contact (PoC) for any official activity. They will guide you in completing your joining report and other necessary procedures.

Department

The third step is to visit the concerned academic department to meet the faculty advisor and Head of the department and discuss your courses and program



at IIT Hyderabad. You will obtain the Joining report signed by the Head of the department and the faculty advisor from the Department.

Academic Section

The fourth step is to visit the academic section and submit the joining report signed by your faculty advisor and the head of the department at the Administrative building. You will be assigned a Roll No. Fill out the required form for the Identity CARD available at the Section, affix a recent photograph and submit it to the library. You will be provided with a roll no. and then proceed with the S-form registration within 14 days of arrival. Delay in registration will incur additional costs for the student. In case of any problems, please contact your PoC.

Library

The fifth step is to visit the IITH library and apply for the student identity no. and identity card. A student identity card provides access to various facilities such

as Medical, Sports, and examination halls. Your student ID Card will be indispensable for availing all these facilities.

Once your stay at IITH comes to an end, before leaving IIT Hyderabad, international students must submit “No Dues” (clearance) certificates from Hostel/Central Library/ Department to the Academic Section, while endorsing a copy to the Office of International Relations. Make sure to close your bank account after ensuring that all bank transfers and payments have been completed. For further details regarding Foreign National admissions, please visit www.iith.ac.in/academic.



Extension of your stay

If you wish to extend your stay at IIT Hyderabad you will have to apply for an extension with the international exchange coordinator at OIR. Exchange students should also submit the permission letter from their home institution. The student must apply for an extension of the accommodation and visa before the permit expires.

If you wish to visit places outside Hyderabad and Telangana, please keep the hostel warden, Faculty advisor, IITH Buddy or the Office of International Relations informed. Also, provide them with your contact numbers to assist you in case of any emergency.

Where can I make phone calls from?

All the hostels have hostel offices located within the hostel premises, from where you can make local calls. You can purchase SIM cards from the BSNL office or service providers in the campus stores. A separate telegraph office is located. Remember to use the appropriate prefix when dialling from outside the campus or from any other direct telephone.

Important Phone Numbers on Campus:

Departments /Offices	Prefix	Phone Numbers
Dean International Relations	040	2301 6007
Dean Academic Courses	040	2301 6003
Dean Sponsored Research & Consultancy	040	2301 6008
Dean Students	040	2301 6009
Deputy Registrar (Acad. section)	040	2301 6057
Hostel Office	040	2301 6833/22
Hospital Helpline	+91	8331036101
Ambulance	+91	8331036100
Library	040	23016750
Management Services	040	2301 6772
Academic section	040	23016767
Chief Security Officer	040	23016083
Guest House Helpline	+91	8331036103
Office of International Relations	040	23016765
Registrar office	040	2301 6999
State Bank of India	040	2301 6977
Canara Bank	040	2301 6975
Travel services	040	23016777
Post Office	040	2301 6990

ACADEMIC LIFE AT IIT HYDERABAD



Academic Calendar:

Information regarding regular classes and academic holidays

Duration	Semester	Semester
Term	July - December	January to May/June
Classes	Last week of July to second week of December	First week of January to last week of May/ First week of June
Arrival & Orientation	Third week of July	Last week of December
Exam (subjected to change)	Segment 1-2: September Segment 3-4: October Segment 5-6: December	Segment 1-2: February Segment 3-4: March Segment 5-6: May/June

Academic Calendar:

<https://iith.ac.in/academics/calendars-timetables/>

The Central Library

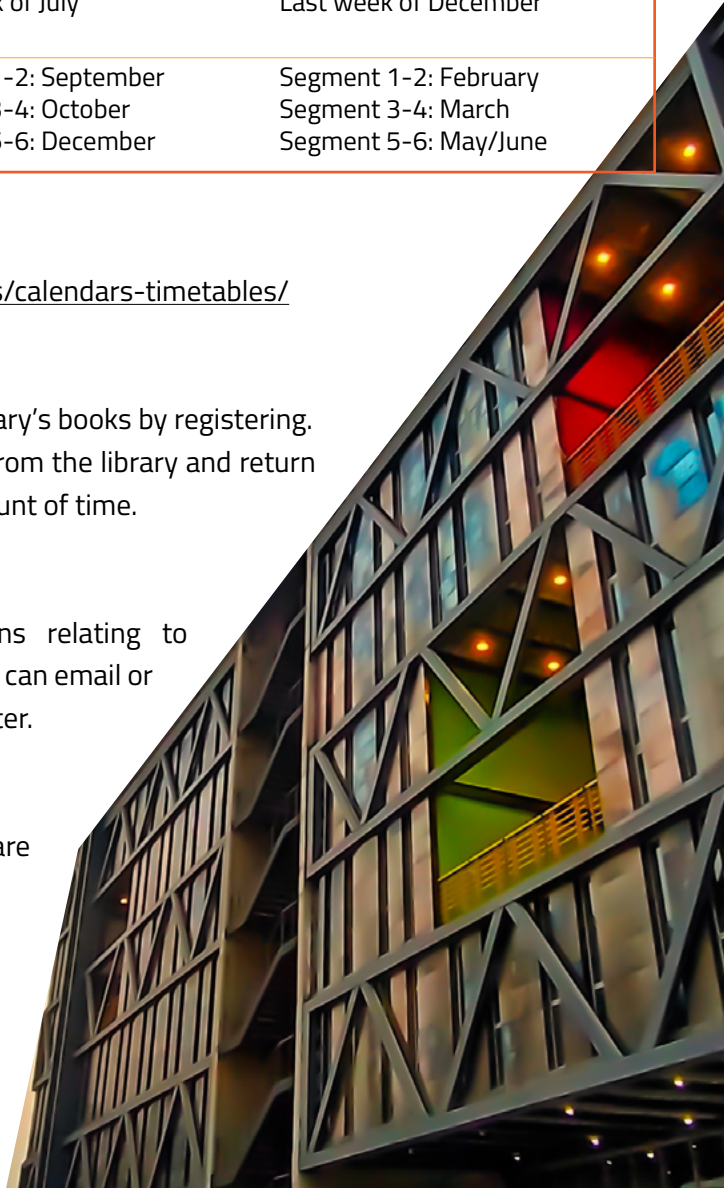
Get access to the IITH Library's books by registering. You can check out books from the library and return them within a certain amount of time.

Computer Center

For all technical concerns relating to emails, LAN, WiFi, etc., you can email or contact the Computer Center.

Buddy Program

All International students are assigned a buddy as soon as they are admitted to our programs and before arrival at IIT Hyderabad.



The buddies can help International students to acclimatise academic and cultural life at IIT Hyderabad.

Meet and Greet

The Office of International Relations (OIR) organizes a number of Meet and Greet days. All incoming international students are greeted at the Hyderabad International Airport on their arrival. Office of International Relations will organise an informal welcome meeting after two weeks of their arrival for a casual discussion and take the feedback from International students on every aspect of their visit and stay on campus.

2.6 Clubs

Gymkhana

Student Gymkhana IITH is the student body of IIT Hyderabad which aims to bring the students together for their mutual development. All the members of the Student Gymkhana are bounded by the Student Gymkhana Constitution and function through its Executive Council, with the guidance of the faculty in charge.

These members manage all the activities in their respective areas with the President coordinating them all. They are selected through the general elections which are held at the end of each academic year. Each domain has its own Council which helps the Secretaries in conducting various activities throughout the year.



Student Gymkhana is constituted to foster a sense of unity among the students. It oversees all the aspects of the students' life during their stay at IIT Hyderabad and is constantly trying to improve their life here. It also acts as a link between the administration and the students.



(i) General Council

The general council is an umbrella term for various bodies which not only perform representation tasks but also cater to student welfare, societies, entertainment, etc., The general council is led by two general secretaries. One shall be a girl student and another a boy. Mess secretaries, transport heads, and hostel representatives constitute the rest of the council. The general council strives towards the general welfare of the students. It works towards giving students at IITH the best stay possible.

(ii) Cultural Council

They are a bunch of motivated individuals who believe that a college should have its equal share of fun & frolic along with the case studies. Our is an attempt to capture the vibrant persona of the students by offering them a platform to showcase their inner musicians, dancers, actors, painters, writers, photographers, and dreamers. They as a cultural team are responsible for keeping the spirits alive on the campus by organizing the multitude of cultural activities around the year. Be it a celebration of almost every festival or frequent open-air jamming sessions they make sure that every event lasts in your memory for a lifetime.

Clubs under the Cultural Council are Infocus, Behind the lens, Vibes, Rang de manch, Gesture Shuffle, LitSoc.

(iii) Sports Council

IITH's sports is one of the more brilliant facets of this campus life. Our fiery enthusiasm and zeal are embodied in our motto, "the name on the front of a jersey is more important than the name on the back". IITH offers plenty of sports facilities, which include a common football and cricket ground, a hockey ground, well-equipped swimming pool, floodlit courts for basketball, badminton, tennis, and multiple courts for volleyball. Facilities for indoor games like table tennis, caroms, and chess are also available.

(iv) Media Council

The media council of IITH was formed in May 2014 and is a student council that helps take IITH to every individual in and outside IITH. They are involved in publicizing our institute through social media, social events, etc. The Media Council is currently engaged in various newsletters of IITH like the academic newsletter, placement newsletter with the guidance of different faculties, and PR Office of IITH.

(v) Scitech Council

A Science & Technology club to provide a platform to technocrats to explore their ideas and bring in new innovations.

(vi) Mess Council

Mess monitoring council, also known as MMC, assists in the robust functioning of mess in coordination with mess wardens and HCU. Headed by the mess secretary, it represents the students' voice. MMC is responsible for menu preparation, mess inspection, and the grievance cell. It regularly inspects the operations to look for various faults and ensure that the food quality is maintained at IITH. It strives to ensure that the students have enjoyable and healthy meals at their second home.

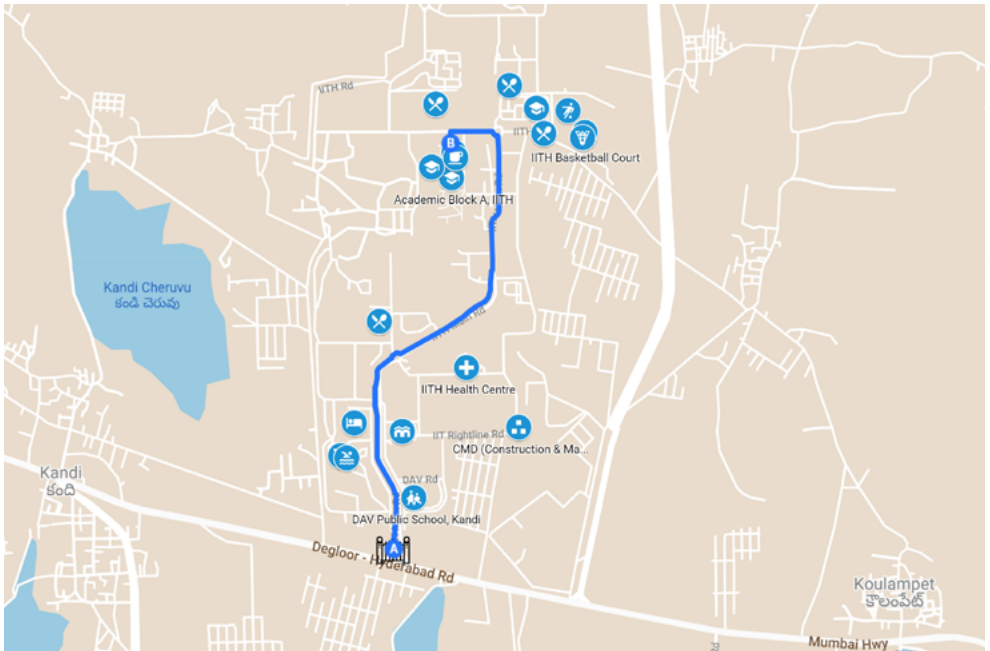
For more details, visit: <http://gymkhana.iith.ac.in/>

LIFE ON CAMPUS



IITH Campus Map and Hyderabad City Map

Campus Information And Navigation System (Cins) , IIT Hyderabad



Hyderabad City Map



Accommodation, Dining and Living Cost

Hostel and Accommodation

IITH offers very comfortable accommodation for its students. To beat the heat during summer the hostels are designed with radiant cooling techniques. Most students are provided with a single room with basic infrastructures such as a bed, cupboard, and a study table.

Dining

IITH has a common dining facility for its students, staff, and faculty. Both north Indian and south Indian cuisines are served in the dining hall (You can also buy extras if you wish to). The quality of food is regularly inspected by the student representatives and the wardens. On most festival and celebratory days, special dinner and breakfast is served.



Shiru Café

Shiru Cafe @ the IITH campus is the first one outside Japan. The Cafe is manned by Japanese student interns and offers free beverages to the IITH fraternity.



Campus Transport facilities

IITH has in campus bus transport facilities. There are three bus routes.

Route 1: Bus runs from Main Gate to Hostel Circle, with Faculty/Staff Tower, Isthara Food Court Circle and Married Student Housing as intermediate stops, and the same route back from Hostel Circle to Main Gate.

Route 2: Bus runs from Hostel Circle to New Hostels, with Academic block and shed labs as intermediate stops. Bus runs from New Hostel to Hostel Circle with Sports and Cultural Complex, TIHAN and Canteen as intermediate stops.

Route 3: Bus runs from Isthara Food Court Circle to IITH Hospital and back.

Buses run with a frequency of 10 - 15 minutes. The exact transport schedule can be found here:

https://www.iith.ac.in/bus_schedule/

Host Family

To start with we can plan to find host families for exchange students from the campus. It is a great way for them and/or their own children to meet with international students and be exposed to different cultures.

Festivals And Events At IIT Hyderabad

Every year in March, IIT Hyderabad hosts Elan & nVision, a techno-cultural festival where students can take part and experience a variety of activities.

Elan & nVision, the techno-cultural fest, is one of the largest fests in South India held annually every February-March. This festival features several professional and semi-professional events and promises to showcase



the best of cultural performances, technical solutions, and the student community advances.

Milan, The General Championship, is a competition in which all the hostels compete against one another in a variety of sporting, technical, and cultural events, aiming to secure the top position for their respective hostels. It takes place every year in September.

Various religious celebrations keep taking place throughout the calendar for Indian Holidays like Diwali and Holi and numerous activities are planned to make them grand and unforgettable.

Sports And Recreation

Sports like football, cricket, squash, volleyball, basketball, tennis, lawn tennis and badminton are just a few of the options you have for exploring and participating in. within the campus's boundaries, on their individual courts and grounds. (Some sports will have equipment provided, but others won't). Coaches are available in campus for any sport a student wishes to learn.

It is possible to meet new people and play games like chess, carrom, and other activities in the recreation and friendship rooms that are situated between hostel buildings.



Medical facilities

You can visit a hospital on campus for any medical emergencies, where prescriptions are free and medicines are offered at a discount of 80% in the hospital's medical store (You need to carry a medical booklet which you can get from the hostel office).

You can also dial +91 8331036100 to get an ambulance.

Bank on Campus

State Bank of India (SBI), the Canara Bank, HDFC bank and ICICI Bank branch are available within the Campus.

Postal /Courier Services

The India Post office is in IITH Campus and IITH has now got an exclusive PIN Code i.e.502 284. It is a full-fledged Sub-Post Office offering not only postal services but also a lot of other services such as

1. All the booking services (Registered letters, parcels, Speed Post, Money orders);
2. All financial services (Savings Bank, Recurring Deposits, Sukanya Samridhi, Time Deposits, Monthly Income scheme, Senior Citizen Scheme and PPF);
3. Insurance Services (Postal/Rural Life Insurance); and
4. India Post Payments Bank (Online, mobile banking services and Adhaar enabled payment services

Daily needs and shopping in IIT Hyderabad

Sampoorna super market is available near the Faculty towers within the IITH campus where you can get all types of groceries and daily necessities and a stationary shop for all academic purposes.



INDIA AND ITS CULTURE




Introduction to India

One of the oldest civilisations in the world, India is a mosaic of multicultural experiences. With a rich heritage and myriad attractions, the country is among the most popular tourist destinations in the world. It covers an area of 32, 87,263 sq. km, extending from the snow-covered Himalayan heights to the tropical rain forests of the south. As the 7th largest country in the world, India stands apart from the rest of Asia, marked off as it is by mountains and the sea, which give the country a distinct geographical entity.

Since ancient times, India has been known for its culture, heritage, and tradition. India's glorious traditions and rich cultural heritage are closely related to the development of tourism. Its magnificent monuments attract a large number of tourists from all over the world.

India is the birthplace of Hinduism, Buddhism, Jainism, Sikhism, and other religions. India is one of the most religiously and ethnically diverse nations in the world, with some of the most deeply religious societies and cultures. Religion plays a central and definitive role in the life of many of its people.



Culture and living in India

India is a diverse country, amazingly rich in culture and heritage. Here, one can experience a huge variety in everything- seasons, natural beauty, historical sites, magnificent architecture, weather, modern infrastructure and much more. Before you head out for a trip to India, it's really important to gather a bit of knowledge about the culture and lifestyle of India.

Just like the vast geography of the country, the lifestyle of India also exhibits variety. Indian people staying in different parts of the country vary from each other in terms of clothing, cuisine, language, habits, religion, festivals and so on. Despite the differences in their day-to-day life, people in India live together exemplifying "Unity in Diversity". Moreover, Indian people believe a lot in values and customs. Therefore, several different customs and traditions are followed in different regions.

Indian culture is the heritage of social norms, ethical values, traditional customs, belief systems, political systems, artefacts and technologies that originated in or are associated with the ethno-linguistically diverse India. The term also applies beyond India to countries and cultures whose histories are strongly connected to India by immigration, colonisation, or influence, particularly in South Asia and Southeast Asia. India's languages, religions, dance, music, architecture, food and customs differ from place to place within the country.

Indian culture has been influenced by a history that is several millennia old, beginning with the Indus Valley civilization and other early cultural areas. Many elements of Indian culture, such as Indian religions, mathematics, philosophy, cuisine, languages, dance, music and movies have had a profound impact across the Indosphere, Greater India and the world. Specifically Southeast Asian and Himalayan influence on early India, had lasting impacts on the formation of Hinduism and Indian mythology. Hinduism itself formed from various distinct folk religions which eventually merged during the Vedic period and the periods descending it.

Hyderabad and Telangana

Hyderabad is known as **The City of Pearls**, as once it was the only global centre for trade of large diamonds, emeralds and natural pearls. Many traditional and historical bazaars are located around the city. The bustling city is home to a number of bazaars, because of its history as a trading hub. It is also home to heritage buildings like the **Golconda Fort**, **Qutb Shahi tombs**, **Chowmahalla Palace** and, the iconic Charminar at the centre of Old Hyderabad. **The Charminar**, a 16th-century mosque whose 4 arches support towering minarets, is an old city landmark near the long-standing Laad Bazaar.



Located in the midst of Hussain Sagar Lake at Lumbini Park, **Buddha Statue** of Hyderabad is the largest and tallest monolithic statue of Lord Buddha in the world. It was built in the year 1992 and can be reached by boat.

Telangana

Telangana is bordered by the states of Maharashtra to the north, Chhattisgarh to the northeast, Karnataka to the west, and Andhra Pradesh to the east and south.

The state is the gateway to **Krishna and Godavari Rivers** in South India and is considered the seed capital of India. One of the wealthy economies in India, Telangana is here to take its rightful place in the country, as a highly developed state and society with a proud history and grand heritage.

Telangana is the 29th state of India, formed on the 2nd of June 2014. The state

has an area of 1,14,840 Sq Km and has a population of 3,52,86,757. The Telangana region was part of the Hyderabad state from Sept 17th 1948 to Nov 1st 1956, until it was merged with Andhra state to form the Andhra Pradesh state.

The name **“Telangana”** refers to the word Trilinga Desa, earned due to the presence of three ancient Shiva Temples at Kaleshwaram, Srisailem, and Draksharamam. A more historical reasoning is that during the reign of Nizams, the region was known as Telugu Angana to differentiate it from the areas where Marathi was spoken.

Places to visit in and around Hyderabad **Explore Places around the City of Hyderabad**

<https://www.holidify.com/places/hyderabad/sightseeing-and-things-to-do.html>

Ananthagiri hills are one of the most picturesque tourist places near Hyderabad within 100 km and are a popular destination for a day trip. The surrounding forests near the hills add a distinct charm to the place and as you reach the hilltop, the sweeping vistas of lush greenery will be a welcome change for the eyes.

The **Anantha Padmanabha Swamy Temple** is one of the major attractions here and attracts many devotees every year. The place also has two trekking trails thus luring trekkers and campers for an exciting journey. A weekend trip to this scenic hill station will be worth your time and effort.



Location: 7 km from Vikarabad Bus Stand, Telangana- 501102.

Timings: Temple timings are from 5 am - 1 pm and 3 pm and 8.30 pm.

Entry Fee: No entry fee for the temple.

Distance from Hyderabad: 79 km.

Yadagirigutta is one of the famous religious places near Hyderabad within 100 km and a short drive of around 2 hours will take you to the abode of Lakshmi Narasimha Swamy. Clad with rich myths, the temple situated on the hillock attracts both pilgrims and nature lovers. The impressive architecture of the entire place along with the golden Sudarshan Chakra of Lord Vishnu will leave you in absolute awe.

The breathtaking beauty of the place will surely be a rejuvenating break from the daily chores of life. Unwind your worries and get immersed in the intriguing tales of the legends that Yadagirigutta holds.



Location: Yadari Temple Ghat Road, Nalgonda district, Telangana 508115.

Timings: The temple timings are from 4 am to 9.45 pm daily.

Entry Fee: Per person charge is Rs 100 for entering the temple. The VIP Darshan costs one Rs 150.

Distance from Hyderabad: 60 km

Pocharam Wildlife Sanctuary:

If you are seeking for some thrilling weekend getaways from Hyderabad within 100 km, then Pocharam Wildlife Sanctuary is the ideal place for a family trip. Harboring a wide range

of birds and animals, the sanctuary lies nestled amidst the scenic hill ranges. Luring many adventure enthusiasts from all over the country,

Pocharam offers you its adventurous trekking trail that passes through the lush forest. Amidst the grace of nature, you can forget all your worries and soak yourselves in the intrinsic peace of the place. The main attractions in the sanctuary are Nilgai, Cheetah, Sloth Bear, Panther, different types of snakes, and other reptiles.

Location: Near Medak, Telangana.

Timings: 8.30 am to 5.30 pm.

Entry Fee: A nominal entry fee of Rs 20 for every visitor.

Distance from Hyderabad: 115 km

Ramoji film City, Among the exciting places to visit near Hyderabad within 100 km, Ramoji Film City is the most vibrant one. This largest film city in India comprises of an amusement park and many recreation centers. Embark on an amazing film city tour and catch a glimpse of the colorful studio sets.





You can also enjoy complimentary rides or watch live entertainment shows. The grandeur of the entire place will soon reveal to you why it is one of the favorite spots for shooting films in India. You can look forward to an eventful weekend at Film City with your friends and family.

Location: Ramoji Film City Main Road, Telangana 501512.

Timings: 9 am to 5.30 pm daily.

Entry Fee: Sightseeing will cost Rs 1150 per adult.

Distance from Hyderabad: 30 km

Bhongir Fort, dating back from the 10th century, Bhongir Fort is one of the tourist places near Hyderabad within 100 km known for its rich legacy. Seating on a unique egg-shaped monolithic rock, the fort with its splendid structures will leave you mesmerized. As you explore around, fascinating legends associated with this place will make you more curious to delve deeper into the pages of history.

The surrounding view from the fort's citadel is equally pleasing and the sweeping vistas are enjoyed by every urban dweller. Embark upon the trekking trail leading to the fort and get embraced by the rich colours of pure heritage.

Location: Yadadri Bhuvanagiri district, Telangana.

Timings: 10 am to 5 pm daily.

Entry Fee: Rs 5 for every Indian.

Distance from Hyderabad: 101 km

A visit to **Rachakonda Fort** will be one of the most enriching weekend getaways from Hyderabad within 100 km. The large stone walls and the structure of the entire fort gives you the essence of standing amidst majestic age-old creations.

Another remarkable feature that you will behold is the fort's perfect adherence to the principles of Vastu Shastra. You can trek up to the fort and the trekking trail is a scenic one, offering you sweeping vistas of the surroundings. With fascinating legends, the place is worth a visit.

Location: Rachakonda Village, Nalgonda district, Telangana.

Timings: 8 am to 9 pm daily.

Entry Fee: Free entry for tourists.

Distance from Hyderabad: 61 km

Telangana: <https://www.mapsofindia.com/maps/telangana/physical-map.html>

Hotels in Hyderabad

Restaurants on the way to campus

Paradise Hotel, Shamshabad (11 AM to 11 PM (IST))

Pista House (11 AM to 11:59 PM (IST))

Kings Family Dhaba (11 AM to 3 AM (IST)) (Near IIT Hyderabad)

Taking the City Route to reach IIT Hyderabad.

Sheraton Restaurant(6.30 AM to 11 PM (IST))

Novotel (7 AM to 11.30 PM (IST))

The Glass Onion (12PM to 11:59 PM (IST))

Words of Common Use in Telugu

Namaskaram - Hello/Formal Greeting

Neeru- Water

Varsham- Rain

Godugu- Umbrella

Paalu- Milk

Prodduna-Morning

Madyanam- Afternoon

Sayantram- Evening

Raatir- Night

Pagalu- Day

Ee Roju- Today

Repu- Tomorrow

Vaaram- Week

Nela- Month

Samastaram- Year

Pallu- Fruits

Kuragayalu- Vegetables

Guddu- Egg

Evvu-Give

Theesuko- Take

Kavali / Voddu - Want/Don't Want

Chinna- Small

Pedda- Big

Annam- Rice

Chekkara- Sugar


Deggara- Near

Dooram - Far

Tharavatha- Later

Nana-Father
Amma-Mother
Sodari-Sister
Sodarudu-Brother

Mamaiah-Uncle
Attaiah-Aunt
Thata - Grandfather
Ammama - Grandmother



GENERAL INFORMATION



భారతీయ సాంకేతిక విజ్ఞాన సంస్థ హైదరాబాద్
भारतीय प्रौद्योगिकी संस्थान हैदराबाद
Indian Institute of Technology Hyderabad

Visa Types/Immigration(FRRO)

Visa Types:

Student Visas

- S-1: For higher education (including South Asian University and Nalanda University), provisional student visa, for a short term course and for those coming under student exchange program
- S-2: For school education in India
- S-3: For studying Yoga, vedic culture, Indian system of music and dance and Buddhist studies
- S-4: Theological Studies and Missionary students
- S-5: For Research scholar, visiting research faculty, research scholar on bilateral exchange programme, members of botanical scientific, anthropological etc. expeditions
- S-6: For those coming for internship in India (including those coming under French VIE programme)

Dependent Visas Under Student Visa Category

- S-1X For dependent of student of regular courses in universities imparting higher education
- S-3X For dependent of student studying Yoga, vedic culture, Indian system of music and dance and Buddhist studies
- S-5X For dependent of student for Research scholar, visiting research faculty, research scholar on bilateral exchange programme, members of botanical scientific, anthropological etc. expeditions

NOTE: *For dependents of those coming under S-1, S-3 and S-5 Visas only. For other category visas, no dependent visa will be granted*



Conference Visas

- C-1 For participants of conferences organized by Government authorities
- C-2 For participants of conferences organized by Non-Government authorities

Employment Visas

- E-1 All cases of employment (except intra company transferees and employment in NGO's)
- E-2 Intra company transferees
- E-3 For employment in NGO's
- E-4 For those coming to exclude projects in power and steel sectors

Dependent Visas under employment visa category:

- E-1X For dependents of employment visa holders
- E-2X For dependents of Intra company transferees
- E-3X For dependents of employees employed in NGO's

- E-4X For dependents of those coming to exclude projects in power and steel sectors

Business Visas

- B-1 For those coming to establish an industrial/business venture, those required to travel frequently on long-term business activities and for investors
- B-2 For all other business activities (other than those covered under B-1 and sports persons)
- B-3 For sports persons and coaches including those engaged in commercial sports events in india on contract with remuneration

Dependent Visas under business visa category:

- B-1X For dependents of those coming to establish an industrial/business venture, those required to travel frequently on long-term business activities and for investors
- B-2 X For dependents of business person coming for all other business activities (other than those covered under B-1 and sports persons)



e-Visa

- e-BV - (e-Business Visa)
- e-CV - (e-Conference Visa)
- e-Med V - (e-Medical Visa)
- e-Med X V - (e-Medical Attendant Visa)
- e-TV - (e-Tourist Visa)

Tourist Visa

- T – For recreation, sightseeing, casual visit to meet friends or relatives, attending a short term yoga programme and short duration medical treatment including medical under Indian systems of medicine

Transit Visa

- TR- Travelling through India to a destination outside India

Visa-On-Arrival

- VoA- Visa on arrival for Japanese and South Korean nationals

Visa Extension:

- For certain visa types, it is possible to extend your visa while still residing in India. Extension of such visas can be done online through the e-Foreigners Regional Registration Office (e-FRRO) portal.
- Assistance for Visa extension shall be provided by the International Relations office upon request.
- The visa extension fee shall be borne by the foreigner
- Documents to be provided by the institute shall be given by the Academic/ International Relations office
- Visa extension request is to be made 60 days before the visa expiry.
- The International Relations office is not responsible for any issues faced during visa extension if it is done directly by the foreigner without the knowledge of the International Relations office.
- If not informed, the International Relations office is not answerable to the e-FRRO in case of any overstay by the foreigner.

Visa Provisions / Policies

S.No	Type of Visa	Period for which granted	Entry Single (S) Multiple (M) Double (D)	Documents required with application	Extend-able while in India
01	Business Visa	5 yrs	M	Documents to prove bonafide purpose (Company letter etc.)	Yes
02	Employment Visa	1 yr/ period of contract	M	Proof of employment (appointment document), terms and conditions	Yes
03	Student/ Research Visa	Period of course/5 yrs	M	Proof of admission in Indian Institution	Yes
04	Intern Visa	Duration of the Internship or One year, whichever is less	S/D/M	Letter from the Indian company/educational institution/NGO concerned sponsoring the foreign national for the internship programme clearly indicating the period of internship.	No



Immigration Details

Website : <https://indianfrro.gov.in/eservices/home.jsp>

Foreign nationals visiting India for study, do research, for work, or visiting India to stay for more than 180 days (6 months) on Student visa are required to get themselves registered with concerned FRRO, within 14 days of their arrival, irrespective of their duration.

Gol has launched e-FRRO. e-FRRO is mandatory to avail services at FRROs/FRO. e-FRRO involves completely online application submission and document upload, for which no facilitation is required by any intermediary / agents etc. The foreign nationals are required to apply online by themselves. It is advised not to believe or fall in trap of any middlemen/agent that claim speedy/express grant of e-FRRO and charge money for it. For any clarification or doubt, you may contact FRRO.

Foreigner would be liable for prosecution/fines as per Indian laws, for any delay in fee payment/document upload/interview etc.

- This service is not applicable for diplomats/officials who are under jurisdiction of CPV Division, Ministry of External Affairs.
- Foreigners are encouraged to upload documents and photographs in good quality.
- Foreigners should use their own email id to ensure data privacy and data security as important communication would be sent to your email.
- Services rendered though e-FRRO can be cancelled by the Civil Authority any time, upon field enquiries and verification. Cancellation would be duly intimated to the foreigner and necessary action, as per Indian Laws, would be taken against the foreigner.
- **Foreigners are advised to apply at least 2 weeks in advance.**

C form – Proof of Residence

- Foreigners are requested to fill in the C form (Proof of residence) at their respective hostel front office/guest house office within 24 hours of their arrival to the institute.
- Foreigners are expected to collect the soft copy of their C form after submitting the same on the immigration portal.
- The C form is to be filled even for those who come under dependent visas.
- Those staying outside the campus are required to fill the C-form themselves or request their landlord to do so on their behalf.
- The C-Form mechanism helps authorities locate and track foreigners in India to enhance security and safety. Failure to comply with reporting requirements could result in fines and imprisonment of up to 5 years.
- Documents needed: Photo (less than 50kb)
- Link for the C form: <https://indianfrro.gov.in/frro/FormC>

S form - Foreign Students Information System

- The FSIS (Foreign Students Information System) is used to capture information about foreign nationals admitted in Indian educational institutions. It is mandatory for all educational institutions in India admitting foreign students for various courses to register themselves first.
- The S form is to be filled at the GE office by the foreigner within 2 days of their arrival at the institute.
- Upon submission of the S form, a number of the format UGY***** is generated.
- A soft copy of this number is sent to the foreigner's email by the GE office for future reference.
- The S form is the same as the FSIS number.
- Documents needed: Photo (less than 50kb)
- The link for the S form: <https://indianfrro.gov.in/sform/>

General information regarding Indian visa and immigration rules, including the addresses and telephone numbers for the FRRO offices, can be found at

the Indian Ministry of Home Affairs website for its Bureau of Immigration at <https://boi.gov.in/>

- Foreigner’s Regional Registration office (FRRO) Hyderabad Details

Address: Sardar Vallabhai Patel BoI OCR Complex, Shamshabad-Pahadishareef Road, near GMR Township (CISF Residential Quarters), Mamidipally Shamshabad Telangana, PIN-501218

Phone Numbers: 040-29880374, 040-29880375

Email: frrohyd@nic.in

Document Requirement

1. Photo and Document(s) uploads are mandatory.
2. First, use the Online Application Submission option then upload the photo and required document(s).
3. Photographs which are edited or modified by Photoshop or any other Software/ Mobile App will be rejected.
4. Only one copy of each document type has to be uploaded.
5. Scanned documents should be in PDF format.
6. The single supporting document can have multiple PDFs. The maximum size of each PDF should be 1 MB.
7. Only completely filled application along with photo and document(s) uploaded to generate pdf.
8. Only permanently saved application is available for Re-Printing.
9. Photo Requirements:
 - Format - jpg
 - Size - Maximum 1 MB
 - Photo should present Full face, front view, eyes open
 - Center head within frame and present full head from the top of hair to bottom of the chin
 - The background should be plain light-coloured or white background
 - No shadows on the face or on the background
 - Bring the same photo along with the application form.
 - Upload Photo in passport size (3.5 x 3.5 cm or 3.5 x 4.5 cm).

FAQ:**What is e-FRRO?**

e-FRRO is online FRRO/FRO Service delivery mechanism for foreigners without requirement of visiting FRRO/FRO Office.

Who needs to apply for e-FRRO?

All foreigners who desire Visa and Immigration related services in India viz. Registration, Visa Extension, Visa Conversion, Exit Permit etc need to apply for e-FRRO.

How to apply for e-FRRO?

Foreigners are required to create their own USER-ID by registering themselves online on the e-FRRO portal. Afterwards, they are required to apply online through a registered user-id for various Visa and Immigration related services in India viz. Registration, Visa Extension, Visa Conversion, Exit Permit etc, without any hassle and obtain the service(s) without coming to FRRO/FRO office.

Do I need to visit FRRO/FRO office after applying through e-FRRO?

No requirement of taking appointments and visiting the FRRO/FRO office unless specifically called upon by the FRRO/FRO concerned. Intimation would be sent through SMS/email on the registered mobile/email-id.

Important Instructions:

1. e-FRRO is now applicable for foreigners in the jurisdiction of all FRROs/ FROs.
2. e-FRRO is mandatory for availing services at FRROs/FROs.
3. Services would be granted at FRRO/FRO office only in case of exigency/ emergency.
4. The foreigner is required to appear for interview if any, at scheduled time/ date, as intimated by FRRO through email/sms alerts.
5. Foreigner should check their inbox daily for email alerts.

Foreign Consulates and Deputy High Commission in Hyderabad

- Belgium - Consulate
- Bulgaria - Consulate
- Canada - Trade Office
- Germany - Consulate
- Guinea - Consulate
- Iran - Consulate General
- Kazakhstan - Consulate
- Korea (Republic) - Consulate General
- Lesotho - Consulate
- Russia - Consulate
- Saudi Arabia - Consulate General
- Senegal - Consulate
- Turkey - Consulate General
- United Kingdom - Deputy High Commission
- United States - Consulate General

Some Usual Queries---and Answers

What is the typical voltage rating in India

230AC, 50 Hz.

Where can I book railway tickets and flight tickets?

IRCTC: Indian Railways

<https://www.irctc.co.in/nget/train-search>

The website <https://www.irctc.co.in> is a reliable way of booking tickets.

Skyscanner can be used for booking flights.

How to reach IIT Hyderabad from railway station or Bus station (TSRTC)?

The way to reach campus is mentioned in section 1.4. (Page 06)

How to open a Bank Account?

Fill out the paperwork with the required documentation by visiting the SBI or Canara bank on campus.

Where to get safe drinking water?

It is available on every floor of the hostels and academic blocks.

Whom to contact for hostel related problems?

You can contact the hostel office or respective Hostel Representative for hostel related problems.

Whom to meet if some major difficulty arises?

You can meet the HoD/Faculty advisor for academic related issues, the Dean of Students/Dean of International Relations related to living on campus or staff at the office of International Relations in case of any major problem. Buddies can help you as well.

What things do you need to buy once you are on the Campus?

You may want to buy a good padlock, a bucket, a mug, a mattress and a pillow. All these are available at the store in the **nearby cafeteria on campus** and can be procured from **there itself**. You may also want to own a bicycle, which can be bought at shops in Hyderabad. There is also a cycle sale in the campus at discounted prices once in a year. The use of powered vehicles by students is not permitted inside the campus.

What things do you need to bring?

Documents, medicines and books which you would like to bring, bedspreads & covers, and cotton wears. It is also available in IITH Campus and Hyderabad city.

You can carry some ethnic wears of your country to showcase the culture during the events organised for students and exclusively for International students

How to make a call from outside India?

International code + Country code + City code + local number.

00 + 91 + + _____

For the numbers starting with 9, the city code is not necessary.

Important Websites

<https://iith.ac.in> - For all academic information, including timetables, rooms, and faculty contact information, etc.

https://iith.ac.in/about/campus_services/ - For the services provided on campus.

<https://intranet.iith.ac.in/> - Raising a ticket for tech-related concerns, download links for different software, etc.

https://iith.ac.in/emergency_contacts/ - For Emergency Contacts.





భారతీయ సాంకేతిక విజ్ఞాన సంస్థ హైదరాబాద్
भारतीय प्रौद्योगिकी संस्थान हैदराबाद
Indian Institute of Technology Hyderabad

IIT Hyderabad, Kandi, Sangareddy, 502284.
Telangana, India